

PERFECT INFRAENGINEERS LIMITED

Standalone Balance Sheet as on 30th September, 2016

Particulars	Note no.	As at	As at
		30th September, 2016	31st March, 2016
		Rs	Rs
I. EQUITY & LIABILITIES			
1 Shareholder's Funds			
(a) Share capital	2	77,094,080	77,094,080
(b) Reserves and surplus	3	52,959,748	49,306,831
2 Non-current liabilities			
(a) Long-term borrowings	4	17,227,308	23,377,256
(b) Deferred tax liability (net)	5	2,310,791	2,552,872
(c) Other long - term liabilities	6	183,050	183,050
(d) Long-term provisions	7	2,533,158	3,316,991
3 Current liabilities			
(a) Short-term borrowings	8	71,578,609	64,797,576
(b) Trade payables	9	36,202,834	38,601,953
(c) Other current liabilities	10	41,488,124	40,434,655
(d) Short-term provisions	11	1,262,393	4,263,918
TOTAL		302,840,094	303,929,182
II. ASSETS			
1 Non-current assets			
(a) Fixed assets			
Tangible assets	12	56,990,934	59,611,422
Intangible assets	12	599,122	875,654
(b) Non Current Investments	13	11,107,175	11,107,175
(c) Long-term loans and advances	14	5,335,650	6,567,511
(d) Other non-current assets	15	13,734,235	14,519,805
2 Current assets			
(a) Inventories	16	46,725,821	48,227,943
(b) Trade receivables	17	97,390,231	96,768,509
(c) Cash and cash equivalents	18	5,640,552	6,569,591
(d) Short-term loans and advances	19	21,570,212	23,780,949
(e) Other current assets	20	43,746,163	35,900,623
TOTAL		302,840,094	303,929,182

Significant Accounting Policies


1


Notes form an integral part of the financial statements

2 to 37

For and on behalf of the Board of Directors


Nimesh Mehta
Chairman & Managing Director



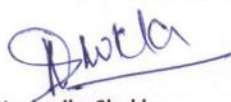

Manisha Mehta
Director- Finance


Neeharika Shukla
Company Secretary

Date: 14th November, 2016
Place : Navi Mumbai

PERFECT INFRAENGINEERS LIMITED

Statement of Standalone Profit & Loss for period ended 30th September, 2016

Particulars	Note No.	30th September, 2016	31st March, 2016
		Rs	Rs
I. Revenue from operations	21	79,550,831	172,636,635
II. Other Income	22	535,709	8,776,988
III. Total Revenue (I + II)		80,086,539	181,413,623
IV. Expenses:			
Cost of Materials/Services Consumed	23	39,899,832	90,567,067
Employee benefits expense	24	15,727,990	38,161,955
Finance costs	25	7,192,571	15,985,132
Depreciation and amortization expense	12	3,406,939	6,946,337
Other expenses	26	8,923,120	20,160,152
Total Expenses		75,150,452	171,820,643
V. Profit before tax (III- IV)		4,936,088	9,592,980
VI. Tax Expense:			
(1) Current tax		1,525,251	2,200,000
(2) Deferred tax		(242,080)	873,525
(3) Excess Provision of Previous Year		-	541,242.00
		1,283,171	3,614,767
VII. Profit (Loss) for the period (V-VI)		3,652,917	5,978,213
VIII. Earnings per equity share:	27		
Face value Rs.10 each			
- Basic and Diluted		0.47	0.99
Significant Accounting Policies	1		
Notes form an integral part of the financial statements	2 to 37		
For and on behalf of the Board of Directors			
			
		Nimesh Mehta Chairman & Managing Director	Manisha Mehta Director- Finance
			
		Neeharika Shukla Company Secretary	
Date: 14th November, 2016			
Place : Navi Mumbai			